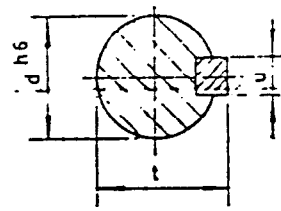
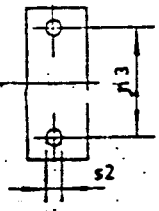
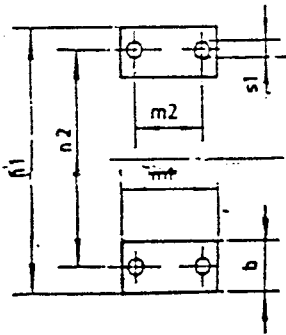
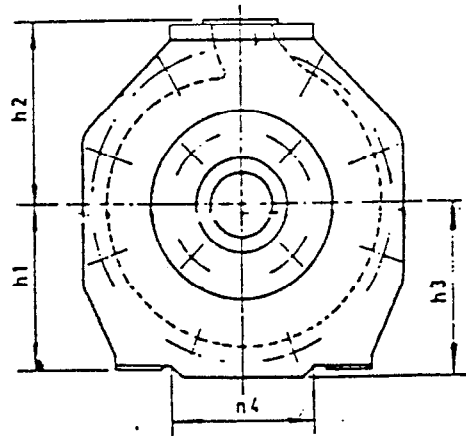
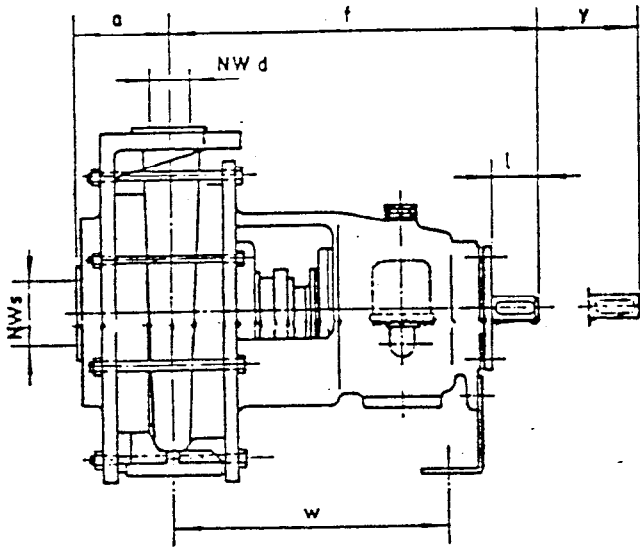


# KESTNER ENGINEERING CO. LTD.

FLANGES - TAPPED HOLES AS PER DIN 2533



100-200	100	125	125	500	200	280	205	80	160	120	360	280	200	18	140	370	32	80	35	10		
80-250	80				225	230	400				315	240										
80-200	50	80	100	385	180	250	185	65	125	95	345	280	110	14	100	285	24	50	27	8		
50-315					225	280	230				320	250									190	
50-250	40	65	80	385	180	225	185	50	100	70	320	250	140	14	100	285	24	50	27	8		
50-200					200	265	212				140											
50-160	40	65	80	385	160	180	163	50	100	70	265	212	140	14	100	285	24	50	27	8		
40-200					132	160	138				240	190									115	
40-160	132	160	138	240	190	115																
SIZE	NWd	NWs	a	f	h1	h2	h3	b	m1	m2	n1	n2	n3	n4	s1	s2	w	y	d <sup>h6</sup>	t	t	u
	FLANGE		PUMP DIMN.				FOOT DIMENSIONS										SHAFT DIMN.					

**KSI RANGE**

**HIGH SILICON IRON PUMP TO ISO 2858 STANDARD.**

**DRG K41759**